

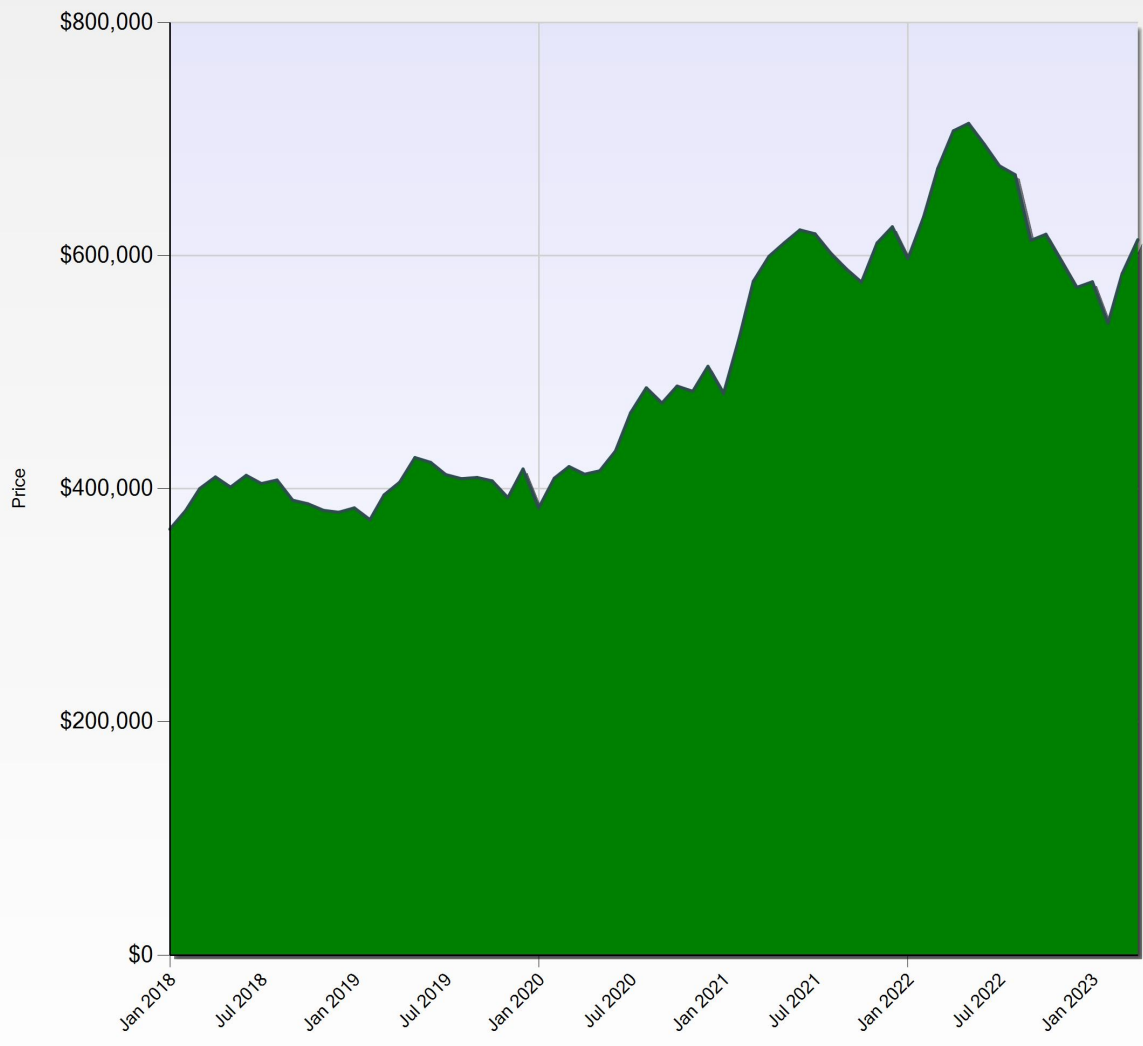
Active Listings, Number of

Active Listings, Number of

<i>Month</i>	<i>2018</i>	<i>2019</i>	<i>2020</i>	<i>2021</i>	<i>2022</i>	<i>2023</i>
Jan	4,858	5,490	4,674	1,455	1,961	6,748
Feb	5,014	5,517	4,608	1,468	1,952	6,496
Mar	5,629	5,783	5,223	1,422	2,379	6,991
Apr	6,204	6,064	5,601	1,954	3,356	6,977
May	6,785	6,632	5,269	2,004	4,803	
Jun	7,157	6,889	4,612	2,472	7,270	
Jul	7,266	6,950	4,564	3,311	8,582	
Aug	7,587	6,701	3,837	3,488	8,909	
Sep	7,311	6,541	3,321	3,680	9,293	
Oct	7,091	6,189	2,977	3,502	9,047	
Nov	6,560	5,545	2,410	3,010	8,243	
Dec	5,703	4,905	1,798	2,459	7,160	

Search Criteria

Time frame is from Jan 2018 to Apr 2023
Property Type is 'Residential'
Property Sub Type is 'Single Family Resi'
County is one of 'Bastrop', 'Hays', 'Travis', 'Williamson'
Beds is 3+
Baths is 2+
SqFt is 900+
Results calculated from approximately 120,000 listings



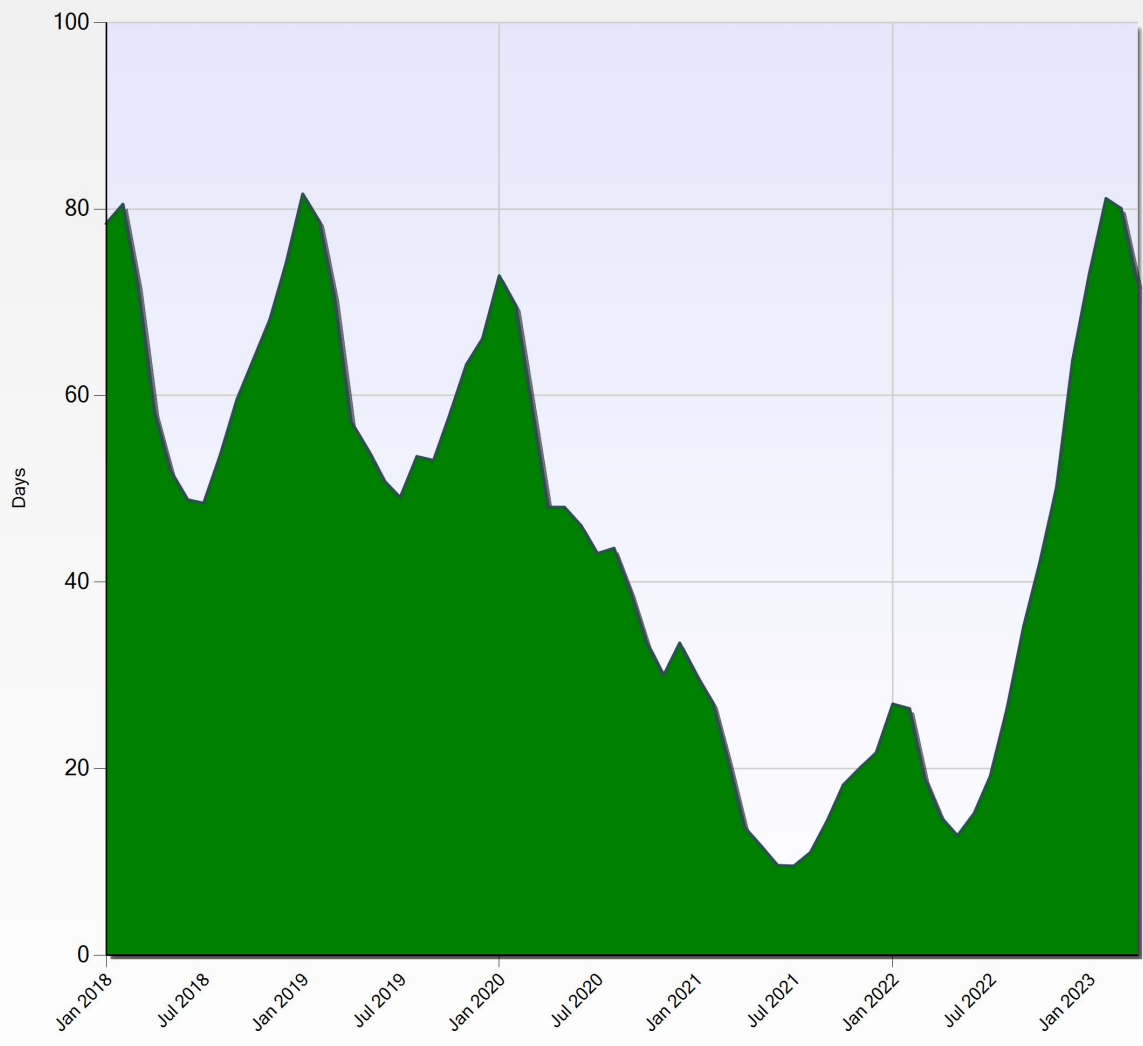
Close Price, Average

Close Price, Average

<i>Month</i>	<i>2018</i>	<i>2019</i>	<i>2020</i>	<i>2021</i>	<i>2022</i>	<i>2023</i>
Jan	\$365,375	\$383,556	\$383,527	\$481,699	\$597,381	\$577,519
Feb	\$381,157	\$373,407	\$409,099	\$529,504	\$633,146	\$541,863
Mar	\$400,133	\$394,699	\$419,031	\$577,986	\$674,743	\$584,519
Apr	\$410,126	\$405,675	\$412,443	\$599,430	\$707,045	\$613,645
May	\$401,350	\$426,718	\$415,405	\$610,865	\$713,433	
Jun	\$411,481	\$422,636	\$432,344	\$622,025	\$695,531	
Jul	\$404,431	\$412,127	\$465,170	\$618,683	\$677,010	
Aug	\$407,476	\$408,624	\$486,583	\$602,130	\$669,405	
Sep	\$390,117	\$409,668	\$473,469	\$588,518	\$613,034	
Oct	\$387,110	\$406,682	\$488,062	\$577,164	\$618,305	
Nov	\$381,452	\$392,268	\$483,575	\$610,913	\$595,226	
Dec	\$379,803	\$416,911	\$505,006	\$624,712	\$572,725	

Search Criteria

Time frame is from Jan 2018 to Apr 2023
Property Type is 'Residential'
Property Sub Type is 'Single Family Resi'
County is one of 'Bastrop', 'Hays', 'Travis', 'Williamson'
Beds is 3+
Baths is 2+
SqFt is 900+
Results calculated from 159,408 listings



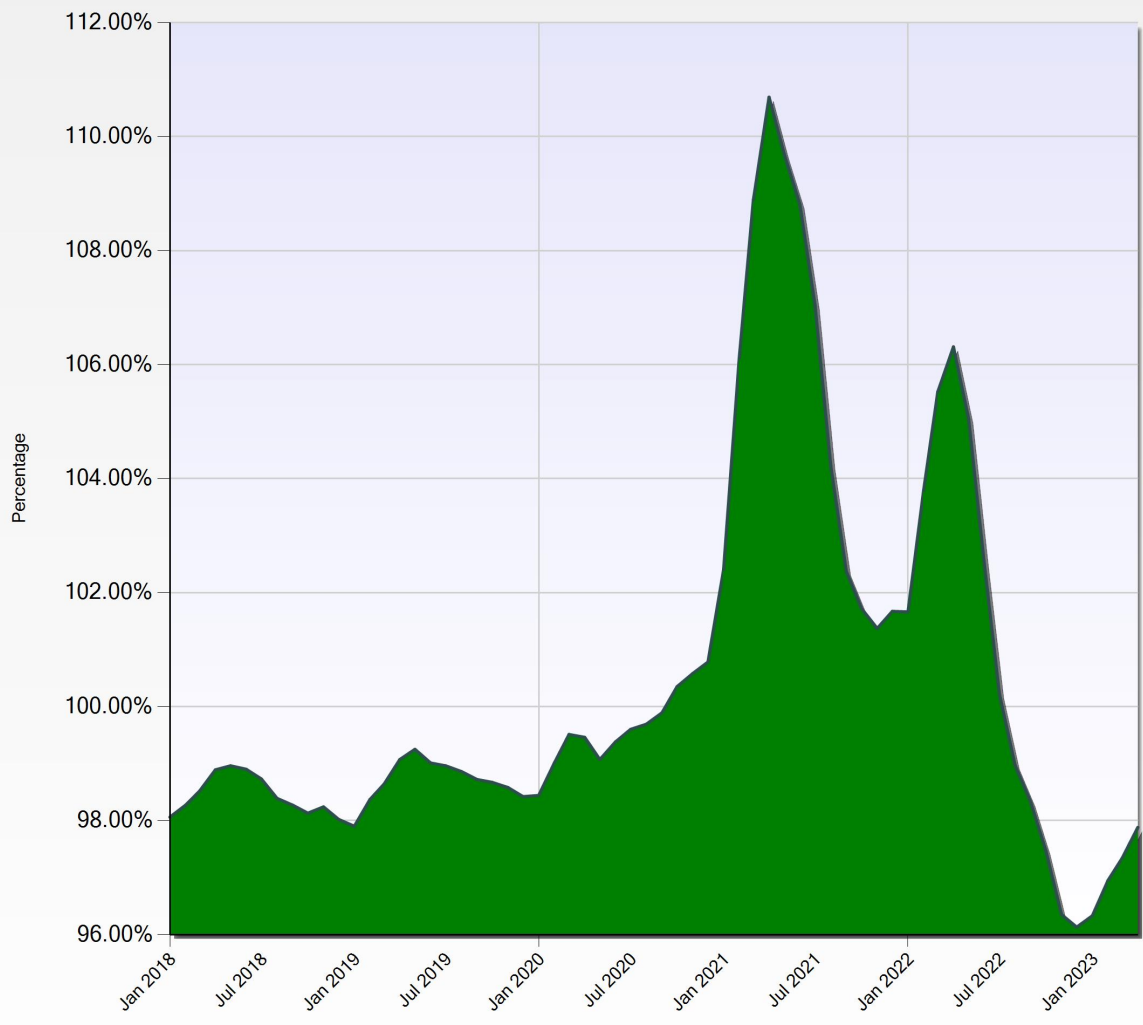
CDOM, Average

CDOM, Average

Month	2018	2019	2020	2021	2022	2023
Jan	78	82	73	30	27	73
Feb	80	79	70	27	26	81
Mar	72	71	59	21	19	80
Apr	58	57	48	14	15	72
May	52	54	48	12	13	
Jun	49	51	46	10	15	
Jul	48	49	43	10	19	
Aug	54	53	44	11	26	
Sep	60	53	39	14	35	
Oct	64	58	33	18	42	
Nov	68	63	30	20	50	
Dec	74	66	33	22	64	

Search Criteria

Time frame is from Jan 2018 to Apr 2023
Property Type is 'Residential'
Property Sub Type is 'Single Family Resi'
County is one of 'Bastrop', 'Hays', 'Travis', 'Williamson'
Beds is 3+
Baths is 2+
SqFt is 900+
Results calculated from 159,396 listings



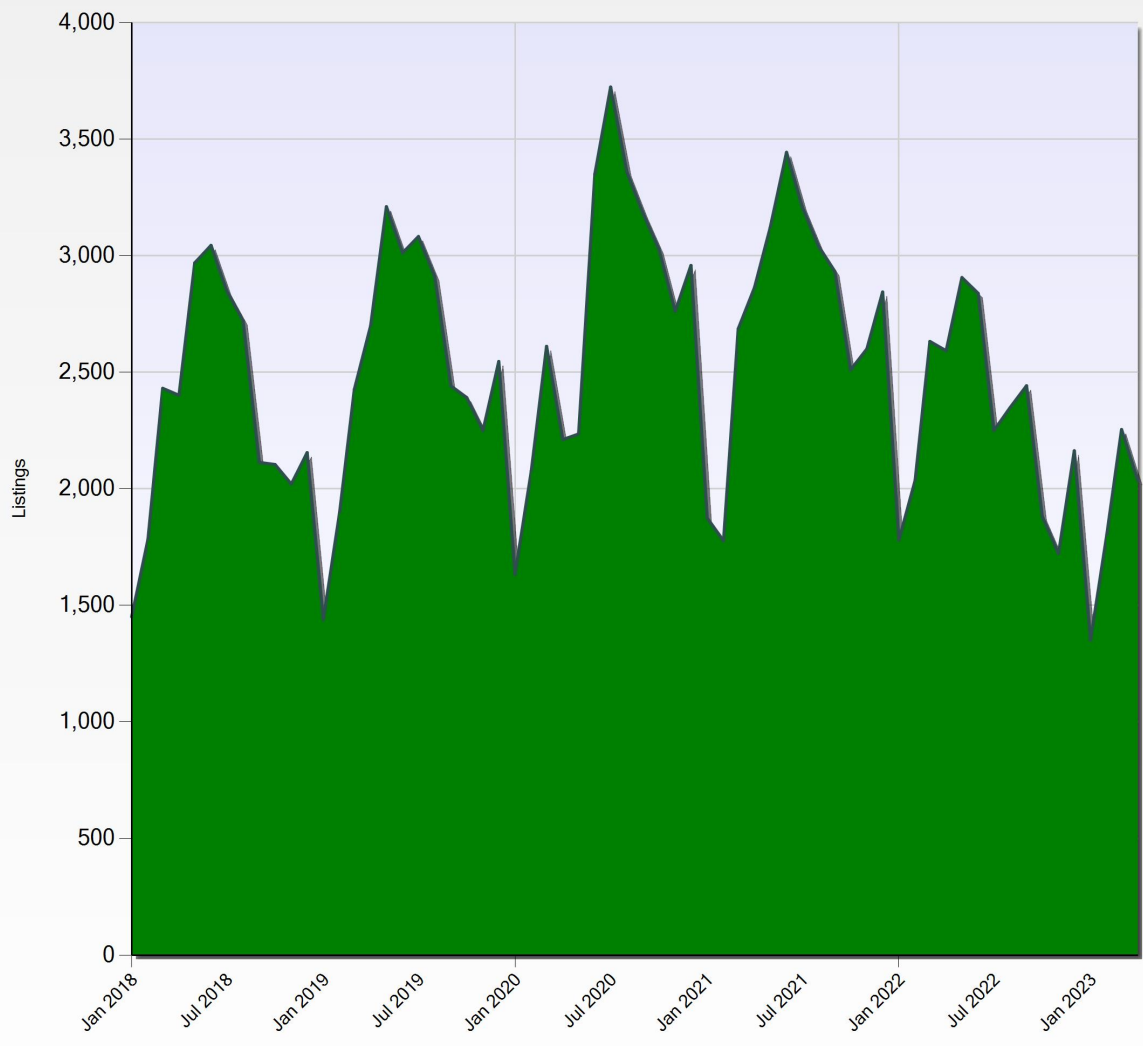
Close Price to List Price Ratio, Mean

Close Price to List Price Ratio, Mean

Month	2018	2019	2020	2021	2022	2023
Jan	98.06%	97.90%	98.44%	102.40%	101.66%	96.33%
Feb	98.27%	98.37%	99.01%	106.11%	103.79%	96.95%
Mar	98.52%	98.64%	99.51%	108.89%	105.52%	97.34%
Apr	98.89%	99.07%	99.46%	110.69%	106.31%	97.88%
May	98.96%	99.25%	99.07%	109.69%	105.05%	
Jun	98.90%	99.01%	99.38%	108.81%	102.51%	
Jul	98.73%	98.96%	99.60%	107.04%	100.22%	
Aug	98.39%	98.86%	99.69%	104.23%	98.97%	
Sep	98.27%	98.72%	99.89%	102.37%	98.32%	
Oct	98.13%	98.67%	100.35%	101.72%	97.47%	
Nov	98.24%	98.58%	100.58%	101.37%	96.35%	
Dec	98.02%	98.42%	100.78%	101.67%	96.13%	

Search Criteria

Time frame is from Jan 2018 to Apr 2023
Property Type is 'Residential'
Property Sub Type is 'Single Family Resi'
County is one of 'Bastrop', 'Hays', 'Travis', 'Williamson'
Beds is 3+
Baths is 2+
SqFt is 900+
Results calculated from 159,408 listings



■ Sales, Number of

Sales, Number of

<i>Month</i>	<i>2018</i>	<i>2019</i>	<i>2020</i>	<i>2021</i>	<i>2022</i>	<i>2023</i>
Jan	1,451	1,438	1,633	1,874	1,780	1,351
Feb	1,783	1,899	2,077	1,777	2,037	1,804
Mar	2,431	2,426	2,611	2,686	2,632	2,254
Apr	2,401	2,699	2,211	2,863	2,592	2,035
May	2,969	3,210	2,235	3,121	2,906	
Jun	3,044	3,012	3,350	3,443	2,838	
Jul	2,849	3,082	3,723	3,209	2,250	
Aug	2,721	2,911	3,359	3,040	2,349	
Sep	2,113	2,441	3,180	2,932	2,442	
Oct	2,104	2,391	3,028	2,510	1,882	
Nov	2,020	2,250	2,761	2,600	1,722	
Dec	2,155	2,546	2,958	2,844	2,163	

Search Criteria

Time frame is from Jan 2018 to Apr 2023
Property Type is 'Residential'
Property Sub Type is 'Single Family Resi'
County is one of 'Bastrop', 'Hays', 'Travis', 'Williamson'
Beds is 3+
Baths is 2+
SqFt is 900+
Results calculated from 159,408 listings